

HKS776B

Cavitation cellulite

User&Training Manual



CAVITATION Safety Guidelines

The Following information is provided for the correct utilization of IPL Skin treatment system.the Infirmination includes not only the accident protection regulations the products comply with, but also the effective prearding proper use of the products.

1)Electric safety regulation

The EMC Directive 89/336/EEC amended by 92/31/EC & 93/68/EEC EN55015:2000+A1+A2/LUM200704025/ EMCEN61000-3-2:2000+A2/LUM200704025/EMCEN 61000-3-3:1995+A1+A2/LUM200704025/EMCEN61547: 1997+A1/LUM200704025/EMC

2)Material ROHS test2002/95/EC

Restriction of use of certain Hazardous

Substance in Electrical&electronics Equipment/ROHS.

3)Electromagnetic radiation safety regulation LVD/EN60601-

1:2006/AGC10430904GZ05E3EMC/EN60601-1-2:2001+ A1:2006/AGC10430904GZ05E1

4)ISO13485:2003 MEDICAL

HKS776B

Cavitation cellulite
User&Training Manual


Cavitation Theory

What is CAV?

HKS776B cavitation that revolutionizes the treatment against cellulites and fat. It is a non invasive based on sound waves which generates empty micro bubbles in the liquid situated in the interior of the adipose tissue.

Its repeated action causes the accumulation of these micro bubbles, with each other to implode and collapse.

The result is the destruction of the adipose cells transforming the fat nodules in liquid substances that in a natural way the body removes through the lymph..



What areas can be treated with CAV systems?

Belly, waist, thigh, calf, buttocks.

What areas forbid treated with CAV systems?

The CAV is a deep model ultrasonic, fobid use around eyes and heart.

What do CAV treatments feel like?

When CAV 40K work, can hear zizizi voice like hexapod sound. body can feel warm and little vibrate.

How many treatments will I need?

3times in frist week, 2times in second/third week. after that 1times per week until satisfying effect.

HKS776B

Cavitation cellulite
User&Training Manual

1.Product Information

APPLICATION

- *Localized fat
- *Cellulite
- *Body sculpture
- *Body Remodelling



FEATURE

*2Probe

Deep Probe:25KHz with photon

Middle Probe:40KHz

*Energy:3-6W/cm² can adjust

*Voltage:110V or 220V

*Power:60W

*Frequency:25K+40KHz

*Active Surface:18.6cm²

*Operate timer:1-20min

*Display:8.0inch touch screen

*Emission model:Scan 2% compared with Frequency

*Functionality pressure:500mbar-1060mbar

*Certifications:CE LVD,CE EMC

*Package size:42*35*22 cm

*G.W:7.5kg

HKS776B

Cavitation cellulite
User&Training Manual

2.Installation Alignment and operation procedures

2.1 Open the Package and checking,fix the probe holder in back of device.



Package with good Foam protect the device during shipment



Fix the probe Holder by screw

2.2 connect the cable to electric.then turn on the Main Switch.



Fuse

Main Switch

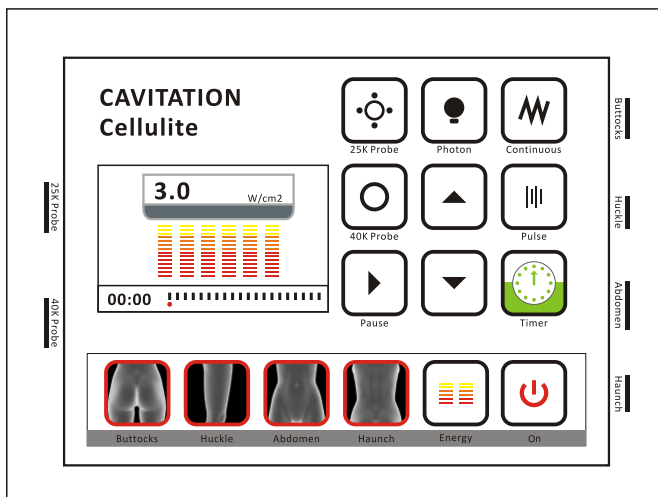
Power Socket

HKS776B

Cavitation cellulite
User&Training Manual

3. Operate the Device

3.1 Operate interface



HKS776B

Cavitation cellulite
User&Training Manual

3. Operate the Device

3.2 Auto Model Treatment



Buttocks



Huckle

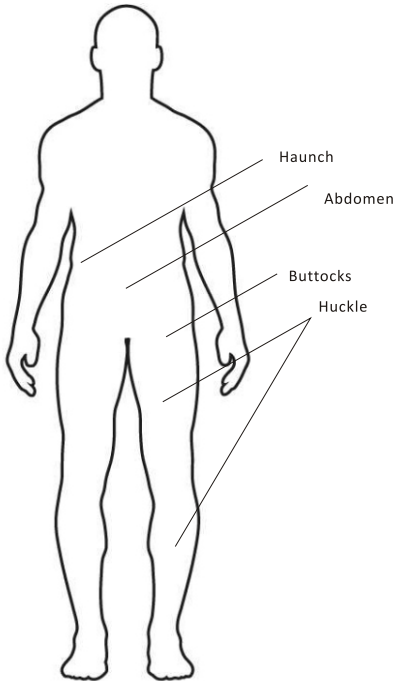


Abdomen



Haunch

Choice one Treatment Part that you want, then Press OFF Button be ON, The Device start to work.



<p>Buttocks 25K probe 4.5W/cm² 10minutes Pulse</p>
<p>Huckle 40K probe 5.0W/cm² 12Minutes continuous</p>
<p>Abdomen 25K probe 5.5W/cm² 8minutes</p>
<p>Haunch 40K probe 4.0W/cm² 10minutes</p>

HKS776B

Cavitation cellulite
User&Training Manual

3. Operate the Device

3.3 Manual Model Treatment

Choice right Probe that you want



25K Probe



40K Probe

Choice



Timer













Energy

Then press the UP and DOWN

For adjust.

Then Press OFF Button be ON, The Device start to work.


	▶		This Photon only work with 25K probe
	Continuous working		Discontinuous working
	Add Enrygy or Timer		Reduce Enrygy or Timer
	Working		Stop
	Timer Pause		Timer Working

HKS776B

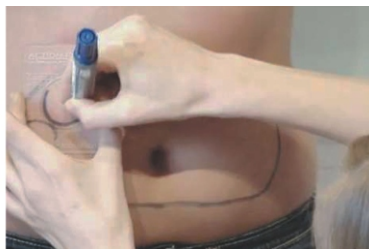
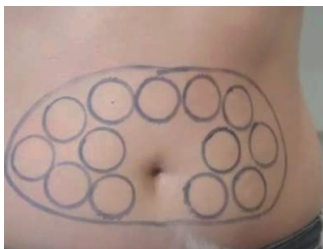
Cavitation cellulite
User&Training Manual

4.Treatment Procedure

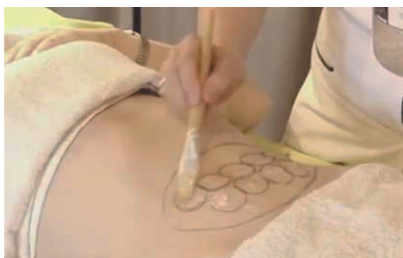
4.1 Let the patient Drink 50-80ML Water before treatment.
Then make 5minutes massage,let the cellulite be relax.



4.2 Choice the fat area in body that you want make treatment.



4.3 Put the GEL in this area.the GEL Thickness is around 3-5mm.



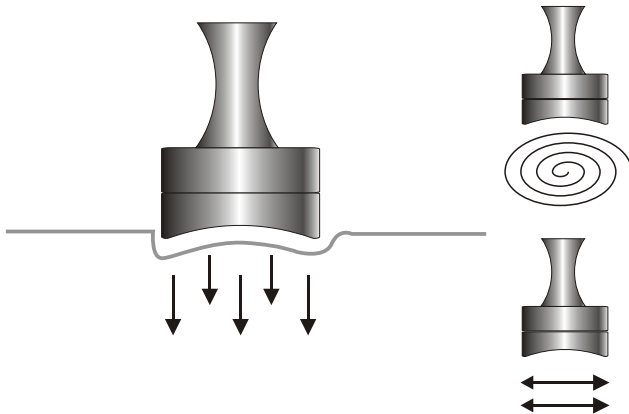
HKS776B

Cavitation cellulite
User&Training Manual

4. Treatment Procedure

4.4 Touch the Probe to Skin and move by slowly.

Let the treatment probe touch the target area and move (Or Slide) from the inner to the outer and round and round and from the lower place to the higher, do it in this way by reiterative, when you do the treatment on the upper lid, Pls move a bit more quickly, when the gel on the skin get drier, please add some GEL and go on with the treatment. the ultrasonic GEL thickness is around 3-5mm.



5.Cavitation Treatment General Knowledge

5.1.Curative effect

After frist one or two treatment,the Cellulite will lost 2-3kg.
The skin will become lift.

After one course of treatment;Skin becomes compact and
flabby skin is improved.The Cellulite will lost 5-10kg

5.2.treatment Caution And the principle

for treatment is that the patient should feel Warm but not very
hot.Keep the skin be wet,put more gel or spray more water.
Do not apply on areas such as around the face and heart.

5.3. Taboos

- a.To avoid using the machine on the abdomen of the pregnant
women or women in menses
- b.To avoid using the machine on around the parts under which
metal,plastic or silicon wee buried.
- c.To avoid using the machine on around the medical and
electric instrument,such as the hearing aid,heart starter,
mechanical heart,etc.
- d.To avoid using the machine on the epileptic and those in
bad health
- e.To avoid using the machine on the wound around the
treatment area and the areas with metals inside of the body.
- f.To avoid using the machine on people who has high blood
pressure or diabetes or serious skin diseases or heart diseases,
or who is sensitive to electric current,or who is reveiving
hormone treatment.

6.0.Our Cavitation Device superiority

6.1.Whole ABS Plastic Mould.

6.2.Variable frequencies depending on the chosen treatment.

6.3.Frequency of steady emission.

6.4.It does not present any contagious risk.

6.5.Maximum security for the client, default programs

6.6.Permits to adapt the used power used according to the zone and deepness to work.

We Are Looking for Sale agent over the world.

