

HKS777B

Cavitation+Vacuum

User&Training Manual



CAVITATION Safety Guidelines

The Following information is provided for the correct utilization of IPL Skin treatment system. the information includes not only the accident protection regulations the products comply with, but also the effective prearing proper use of the products.

1) Electric safety regulation

The EMC Directive 89/336/EEC amended by 92/31/EC & 93/68/EEC EN 55015:2000+A1+A2/LUM200704025/ EMCEN 61000-3-2:2000+A2/LUM200704025/ EMCEN 61000-3-3:1995+A1+A2/LUM200704025/ EMCEN 61547:1997+A1/LUM200704025/EMC

2) Material ROHS test 2002/95/EC

Restriction of use of certain Hazardous

Substance in Electrical & electronics Equipment/ROHS.

3) Electromagnetic radiation safety regulation LVD/EN 60601-1:2006/AGC10430904GZ05E3 EMC/EN 60601-1-2:2001+A1:2006/AGC10430904GZ05E1

4) ISO 13485:2003 MEDICAL


Cavitation Theory

What is CAV?

HKS776B cavitation that revolutionizes the treatment against cellulites and fat. It is a non invasive based on sound waves which generates empty micro bubbles in the liquid situated in the interior of the adipose tissue.

Its repeated action causes the accumulation of these micro bubbles, with each other to implode and collapse.

The result is the destruction of the adipose cells transforming the fat nodules in liquid substances that in a natural way the body removes through the lymph..



What areas can be treated with CAV systems?

Belly, waist, thigh, calf, buttocks.

What areas forbid treated with CAV systems?

The CAV is a deep model ultrasonic, fobid use around eyes and heart.

What do CAV treatments feel like?

When CAV 40K work, can hear zizizi voice like hexapod sound. body can feel warm and little vibrate.

How many treatments will I need?

3times in frist week, 2times in second/third week. after that 1times per week until satisfying effect.

Vacuum Theory

What is Vacuum ?

Vacuum suction treatment is applied to the surface of the skin tissue causing lift and stimulation of the under-lying structures. Vacuum suction is aimed at improving blood flow and Lymph circulation. Lymph fluid transports metabolic waste and fatty materials via the lymph nodes and lymphatic system.

What areas can be treated with Vacuum systems?

Treat dry skin

Stimulate a sluggish lymphatic circulation

Remove surface dead skin cells

How many treatments will I need?

1time Per week Until satisfying effect.

HKS777B

Cavitation+Vacuum
User&Training Manual

1.Product Information

APPLICATION

- *Body shaping
- *Liposuction
- *Weight loss
- *Skin tight



FEATURE

*2Probe

CAV Probe:40KHz

Vacuum Probe:with 3different head

*CAV Energy:3-6W/cm² can adjust

*Power:180W

*Frequency:40KHz

*Active Surface:18.6cm²

*Operate timer:1-20min

*Display:LCD panel

*Emission model:Scan 2% compared with Frequency

*Functionality pressure:500mbar-1060mbar

*Vacuum MAX pressure:600mmhg

*Rate of flow:50L/Min

*Voltage:110V or 220V

*Certifications:CE LVD,CE EMC

*Package size:45*45*32 cm


*G.W:26kg

HKS777B

Cavitation+Vacuum
User&Training Manual

2.Installation Alignment and operation procedures

2.1 Open the Package and checking all parts.



Take out Device from ALU package, then fix the probe holder on the side of device

2.2 connect well the air filter



Screw hard the air filter

2.3 connect well the Cavitation socket to device

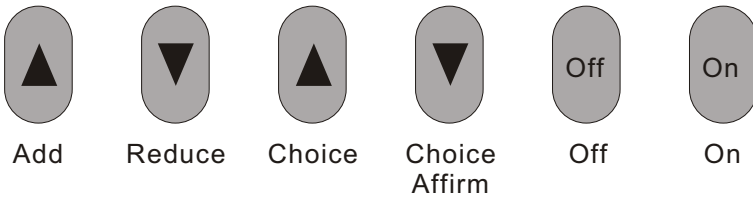
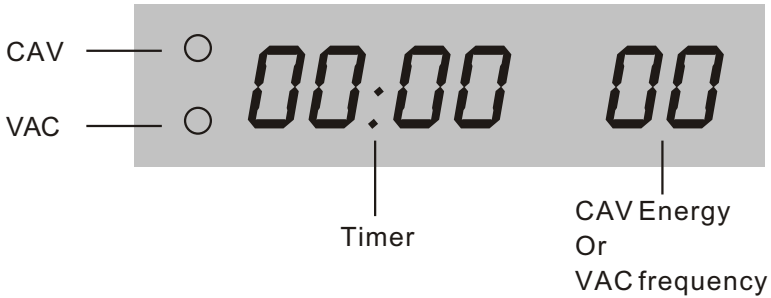


HKS777B




Cavitation+Vacuum
User&Training Manual


3. Operate the Cavitation System

3.1 Operate interface



3.2 Turn on Device, the system will choice CAV function by default and the CAV LED will be light.

Press  the **00:00** will be flash, then press  

To make adjust the timer, then press  again to adjust the

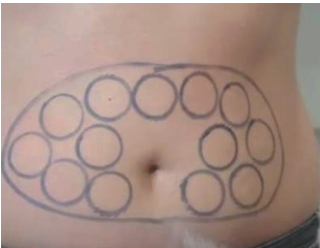
Energy for CAV. then press  and ON, the device can start.

4.Treatment Procedure

4.1 Let the patient Drink 50-80ML Water before treatment.
Then make 5minutes massage,let the cellulite be relax.



4.2 Choice the fat area in body that you want make treatment.



4.3 Put the GEL in this area.the GEL Thickness is around 3-5mm.



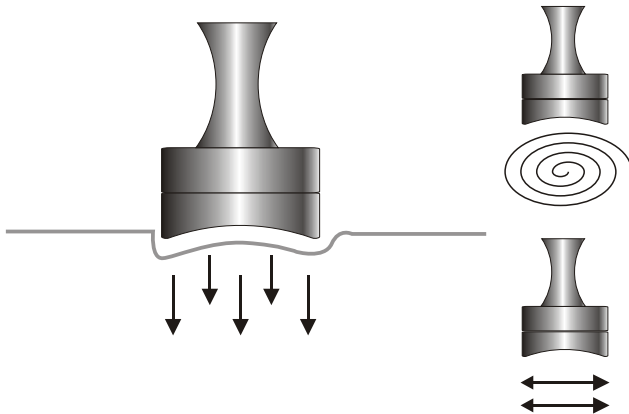
HKS777B

Cavitation+Vacuum
User&Training Manual

4. Treatment Procedure

4.4 Touch the Probe to Skin and move by slowly.

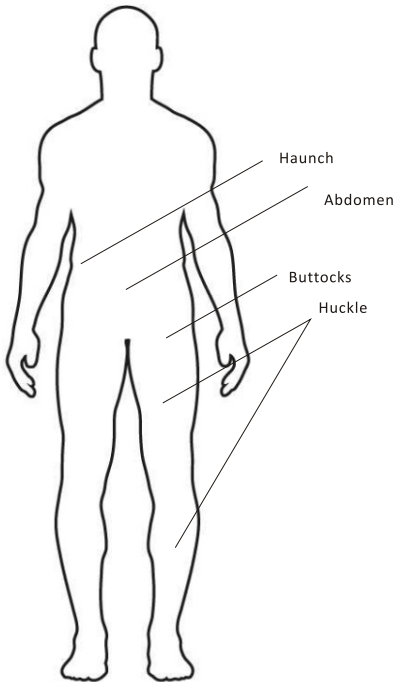
Let the treatment probe touch the target area and move (Or Slide) from the inner to the outer and round and round and from the lower place to the higher, do it in this way by reiterative, when you do the treatment on the upper lid, Pls move a bit more quickly, when the gel on the skin get drier, please add some GEL and go on with the treatment. the ultrasonic GEL thickness is around 3-5mm.



HKS777B

Cavitation+Vacuum
User&Training Manual

5.Cavitation Treatment Parameter



Buttocks Power:5Level 10minutes
Huckle Power:5Level 12Minutes
Abdomen Power:5Level 8minutes
Haunch Power:3Level 10minutes

6.Cavitation Treatment General Knowledge

6.1.Curative effect

After frist one or two treatment,the Cellulite will lost 2-3kg.
The skin will become lift.

After one course of treatment;Skin becomes compact and
flabby skin is improved.The Cellulite will lost 5-10kg

6.2.treatment Caution And the principle

for treatment is that the patient should feel Warm but not very
hot.Keep the skin be wet,put more gel or spray more water.
Do not apply on areas such as around the face and heart.

6.3. Taboos

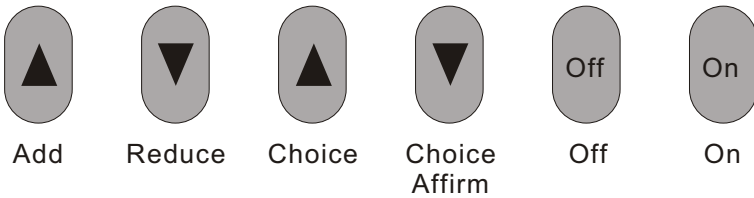
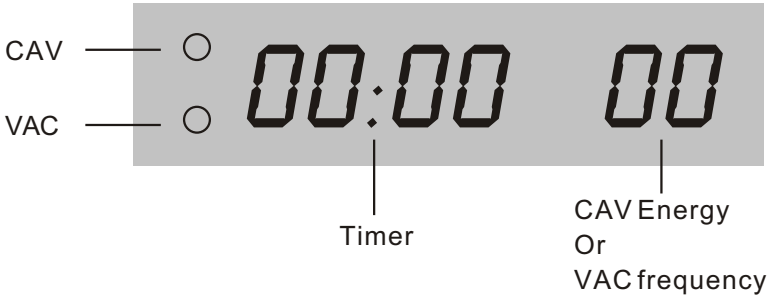
- a.To avoid using the machine on the abdomen of the pregnant
women or women in menses
- b.To avoid using the machine on around the parts under which
metal,plastic or silicon wee buried.
- c.To avoid using the machine on around the medical and
electric instrument,such as the hearing aid,heart starter,
mechanical heart,etc.
- d.To avoid using the machine on the epileptic and those in
bad health
- e.To avoid using the machine on the wound around the
treatment area and the areas with metals inside of the body.
- f.To avoid using the machine on people who has high blood
pressure or diabetes or serious skin diseases or heart diseases,
or who is sensitive to electric current,or who is reveiving
hormone treatment.


HKS777B

Cavitation+Vacuum

User&Training Manual




7.Operate the Vacuum System



3.2 Turn on Device, the system will choice CAV function by default, then press  to enter Vacuum operator interface

Choice
Affirm

and the Vacuum working LED will be light.

Press  the 00:00 will be flash, then press  

Choice



Add

Reduce

HKS777B

Cavitation+Vacuum
User&Training Manual

7.Operate the Vacuum System

To make adjust the timer,then press  again to adjust the Frequency for Vacuum.then press  and ON,the device can be start.

Choice

Choice
Affirm

The Vacuum probe with 3style head.

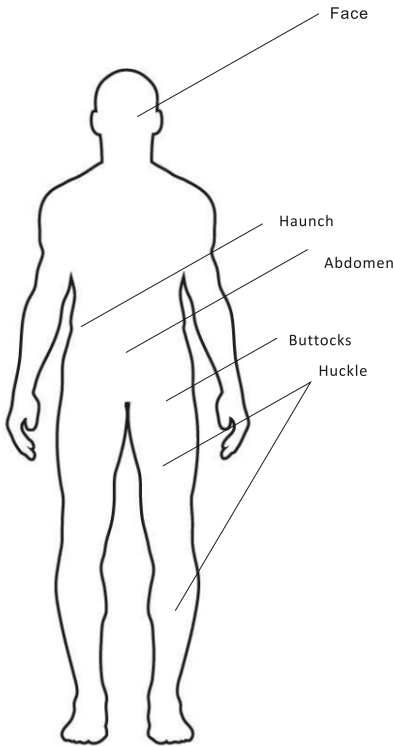
One for big area,One some small area,One for face.



HKS777B

Cavitation+Vacuum
User&Training Manual

8.Vacuum Treatment Parameter



<p>Face Frequency:4Level 20minutes Face probe</p>
<p>Buttocks Frequency:2Level 10minutes Big roller probe</p>
<p>Huckle Frequency:2Level 10minutes Big roller probe</p>
<p>Abdomen Frequency:3Level 10minutes Big roller probe</p>
<p>Haunch Frequency:1Level 10minutes Big roller probe</p>

9.0. Our Cavitation Device superiority

9.1. Whole ABS Plastic Mould.

9.2. Variable frequencies depending on the chosen treatment.

9.3. Frequency of steady emission.

9.4. It does not present any contagious risk.

9.5. Maximum security for the client, default programs

9.6. Permits to adapt the used power used according to the zone and deepness to work.

We Are Looking for Sale agent over the world.

